

Classified
Cooper Lighting Solutions Photometric Lab
1121 Highway 74 South
Peachtree City, GA 30269



Scaled data based on original data using
LM-79-08 Approved Method: Electrical and Photometric Measurements of Solid-
State Lighting Products

Test Report Prepared for
Cooper Lighting Solutions
(formerly Eaton)

Brand: McGRAW-EDISON

Report Number: P588407

Luminaire Tested: **GAT-CA6-LED-120-740-U-33-5-6-X**

Issue Date: 11/30/2021

Test Information

Test Method: LM-79-08
Report Number: P588407
TEST IS SCALED FROM IESNA LM-79-08 TEST DATA (G2-2107-308-14)
Test Lab: COOPER LIGHTING SOLUTIONS
Issue Date: 11/30/2021
Manufacturer: COOPER LIGHTING SOLUTIONS (FORMERLY EATON)
Product Line: McGRAW-EDISON
Catalog Number: GAT-CA6-LED-120-740-U-33-5-6-X
Description: GENERATIONS SERIES AVENUE WITH AVENUE CAGE AND TYPE III REFRACTOR
Light Source: (6) 4000K CCT, 70 CRI LEDS
Ballast/Driver: -

Summary

Lumens per Lamp: N/A
Luminaire Lumens: 11010 lumens
Efficiency: N/A
Efficacy: 92.3 lumens/watt
Luminous Opening: Vertical Cylinder (Dia: 1.33' x H: 1.25')
IES Classification: Type III - Short - Non-Cutoff
BUG Rating: B4 - U3 - G4

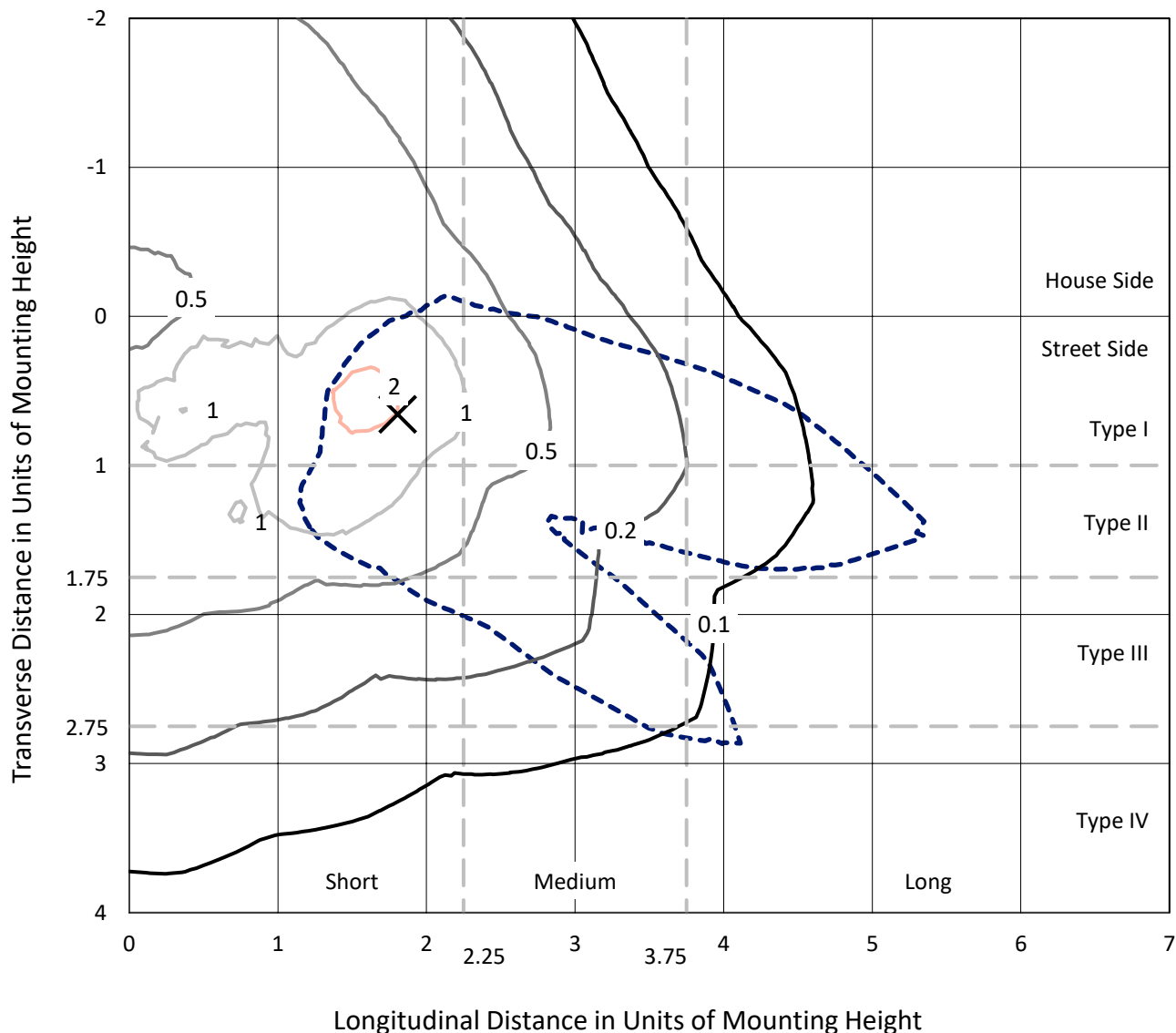
Input Watts (W): 119.3
Input Voltage (V): 120
Input Current (Ain): NR
Voltage Rise (V): NR
Power Factor: NR
Total Harmonic Distortion (THDi): NR
Frequency (hertz): 60
Stabilization Time: NR
Operation Time: NR
Ambient Temperature (°C): NR
Test Distance: 24 FT



REPORT NUMBER: P588407
 CATALOG NUMBER: GAT-CA6-LED-120-740-U-33-5-6-X

Iso-Footcandle Lines of Horizontal Illumination

✕ Max cd
 - - - 1/2 Max cd



Based on 20 foot mounting height. Maximum calculated value = 2.4 fc
 Type III - Short - Non-Cutoff

Classified

Cooper Lighting Solutions Photometric Lab
1121 Highway 74 South
Peachtree City, GA 30269

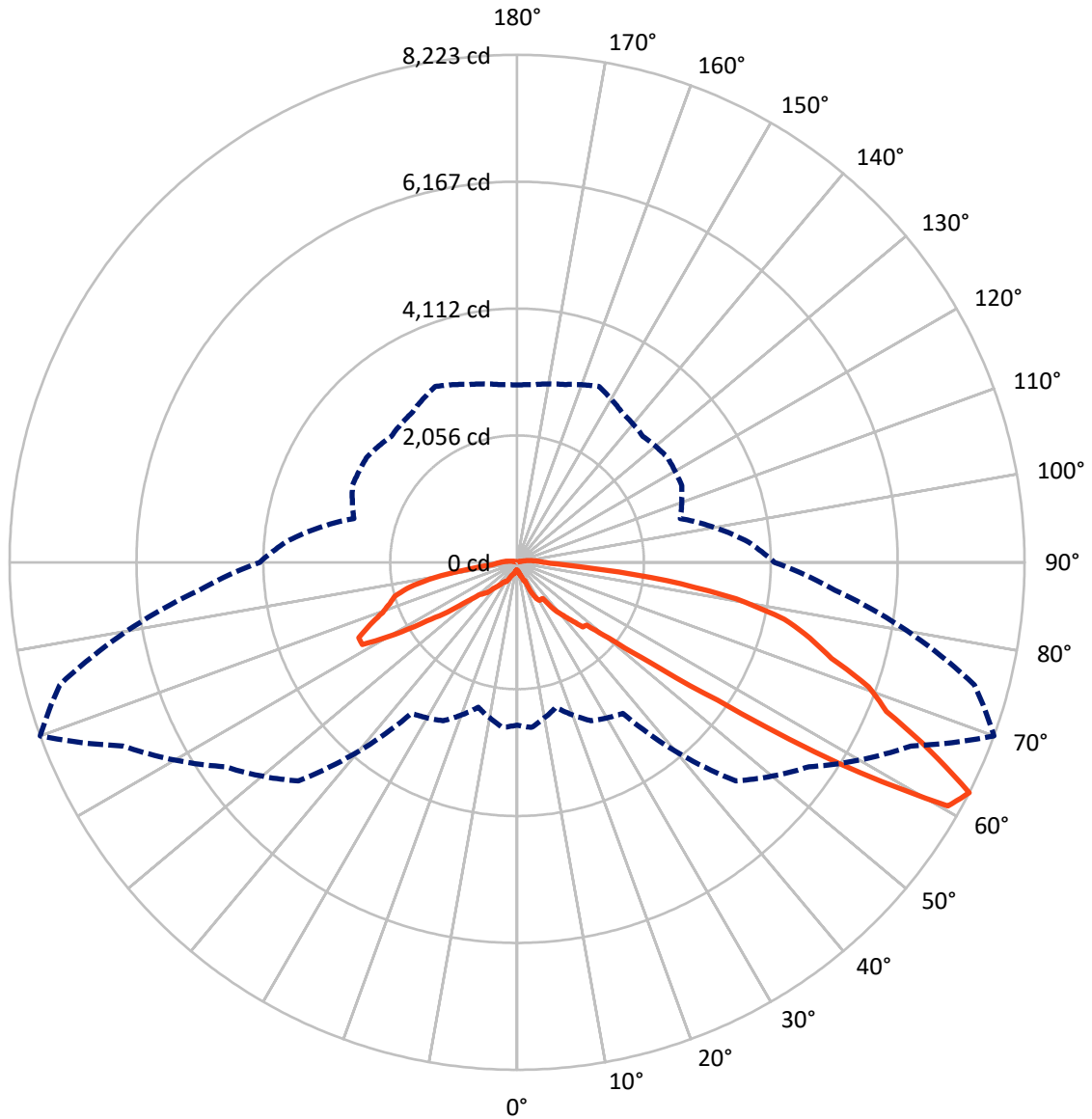
Scaled Data Report



REPORT NUMBER: P588407

CATALOG NUMBER: GAT-CA6-LED-120-740-U-33-5-6-X

Luminous Intensity Polar Plot



— Vertical Plane Through 70-Deg Lateral - - - Horizontal Cone Through 62.5-Deg Vertical

Classified

Cooper Lighting Solutions Photometric Lab
1121 Highway 74 South
Peachtree City, GA 30269

Scaled Data Report



REPORT NUMBER: P588407

CATALOG NUMBER: GAT-CA6-LED-120-740-U-33-5-6-X

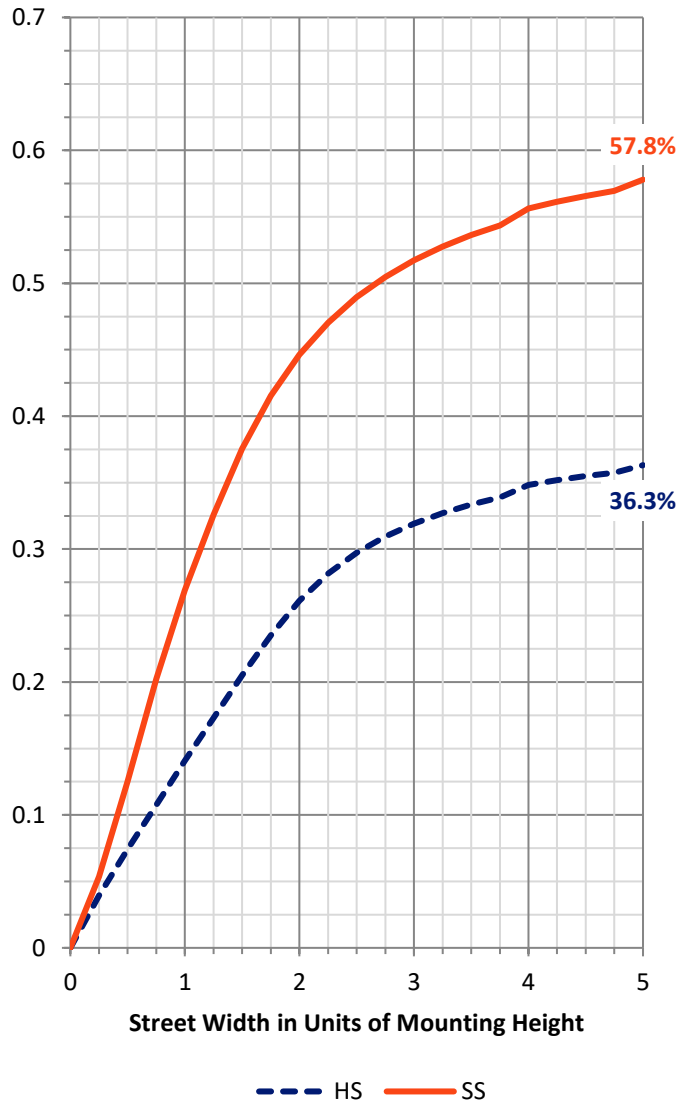
FLUX DISTRIBUTION:

		Downward	Upward	Total
House Side	Lumens	4080.6	149.6	4230.1
	% Fixture	37.1	1.4	38.4
Street Side	Lumens	6574.3	205.6	6779.9
	% Fixture	59.7	1.9	61.6
Total	Lumens	10654.9	355.1	11010.0
	% Fixture	96.8	3.2	100.0

ZONAL LUMENS:

Zone	Lumens	% Fixture
0°-10°	13.9	0.1
10°-20°	59.9	0.5
20°-30°	185.7	1.7
30°-40°	398.3	3.6
40°-50°	746.3	6.8
50°-60°	1936.5	17.6
60°-70°	3547.4	32.2
70°-80°	2845.4	25.8
80°-90°	921.4	8.4
90°-100°	242.8	2.2
100°-110°	79.0	0.7
110°-120°	31.0	0.3
120°-130°	2.4	0.0
130°-140°	0.0	0.0
140°-150°	0.0	0.0
150°-160°	0.0	0.0
160°-170°	0.0	0.0
170°-180°	0.0	0.0
0°-90°	10654.9	96.8
0°-180°	11010.0	100.0

Coefficient of Utilization



REPORT NUMBER: P588407

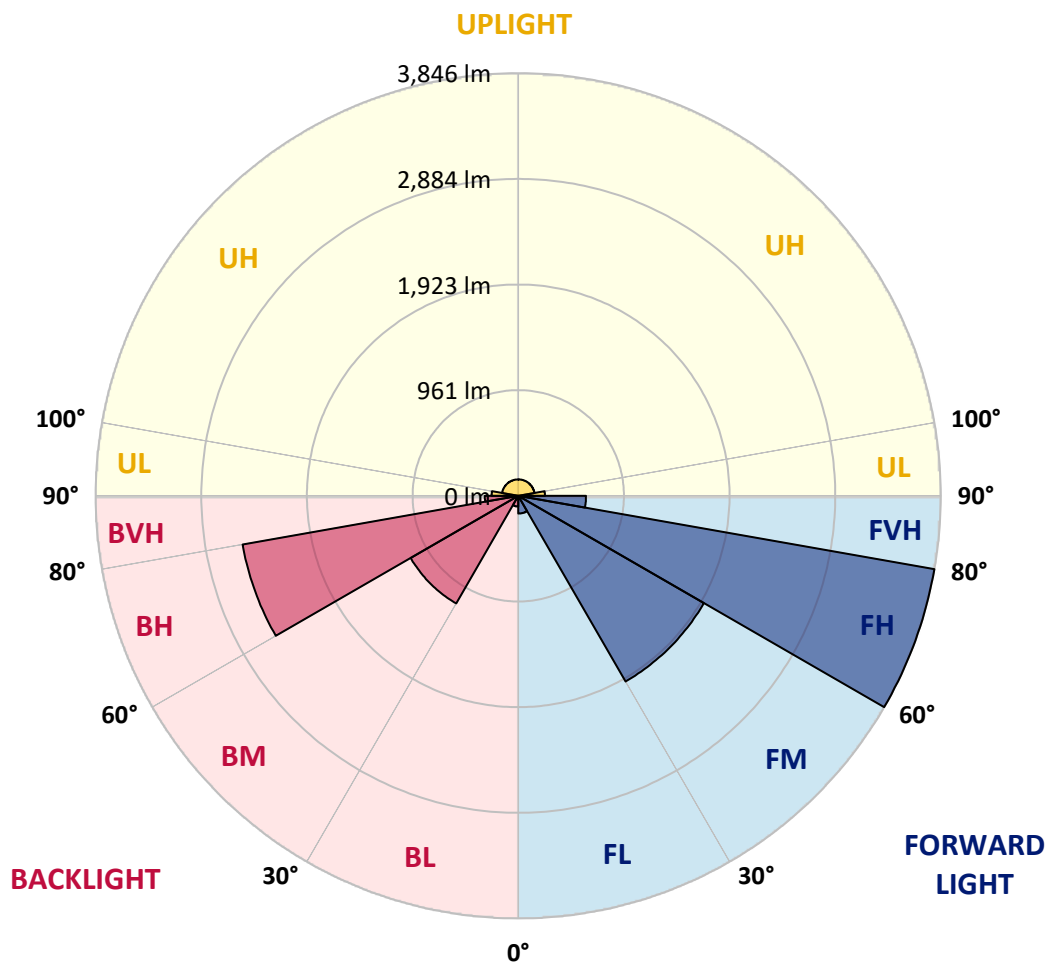
CATALOG NUMBER: GAT-CA6-LED-120-740-U-33-5-6-X

LUMINAIRE CLASSIFICATION SYSTEM LUMEN TABLE AND BUG RATING:

Zone	Lumens	% Fixture	Zone Rating/Lumen Limit		
			B	U	G
FL (0°-30°)	161.5	1.5			
FM (30°-60°)	1950.8	17.7			
FH (60°-80°)	3845.5	34.9			G2/5000
FVH (80°-90°)	616.4	5.6			G4/750
BL (0°-30°)	98.0	0.9	B0/110		
BM (30°-60°)	1130.3	10.3	B2/2500		
BH (60°-80°)	2547.3	23.1	B4/5000		G4/5000
BVH (80°-90°)	305.0	2.8			G3/500
UL (90°-100°)	242.8	2.2		U3/500	
UH (100°-180°)	149.6	1.4		U3/500	

BUG Rating: B4-U3-G4

Type III Short





REPORT NUMBER: P588407

CATALOG NUMBER: GAT-CA6-LED-120-740-U-33-5-6-X

CANDELA DISTRIBUTION (FULL):

	0°	5°	15°	25°	35°	45°	55°	65°	70°	75°	85°
0°	130.5	130.5	130.5	130.5	130.5	130.5	130.5	130.5	130.5	130.5	130.5
2.5°	141.0	141.0	141.0	138.9	136.8	134.7	132.6	132.6	130.5	128.4	126.3
5°	153.6	151.5	149.4	145.2	143.1	143.1	141.0	141.0	141.0	138.9	136.8
7.5°	170.5	170.5	168.4	166.3	164.2	162.1	160.0	157.9	157.9	155.8	153.6
10°	193.6	193.6	193.6	191.5	191.5	189.4	185.2	183.1	178.9	176.8	170.5
12.5°	216.8	218.9	214.7	214.7	214.7	212.6	208.4	206.3	202.1	197.8	189.4
15°	239.9	237.8	235.7	233.6	237.8	237.8	235.7	235.7	227.3	221.0	206.3
17.5°	261.0	261.0	263.1	263.1	269.4	267.3	267.3	265.2	261.0	250.5	231.5
20°	294.7	296.8	296.8	296.8	317.8	326.2	328.3	330.4	324.1	303.1	265.2
22.5°	328.3	330.4	345.2	341.0	341.0	341.0	362.0	351.5	324.1	298.9	277.8
25°	444.1	450.4	454.6	469.4	486.2	532.5	606.2	583.0	540.9	454.6	383.1
27.5°	555.7	564.1	639.8	745.1	759.8	705.1	757.7	688.3	667.2	578.8	519.9
30°	606.2	620.9	751.4	823.0	848.2	776.7	852.4	719.8	713.5	650.4	599.9
32.5°	618.8	629.3	772.4	780.9	787.2	778.8	892.4	730.4	715.6	652.5	578.8
35°	599.9	612.5	709.3	660.9	663.0	812.4	1025.0	787.2	719.8	610.4	528.3
37.5°	738.8	738.8	820.9	833.5	888.2	1069.2	1342.8	1039.8	964.0	795.6	694.6
40°	841.9	852.4	982.9	1031.3	1039.8	1193.4	1681.7	1218.7	1111.3	890.3	812.4
42.5°	980.8	978.7	1098.7	1132.4	1155.5	1212.3	1719.6	1401.8	1275.5	1008.2	949.2
45°	1004.0	1037.6	1147.1	1109.2	1138.7	1283.9	1795.4	1660.7	1492.3	1231.3	1109.2
47.5°	911.4	957.7	1178.7	1147.1	1029.2	1096.6	1439.7	1704.9	1519.6	1265.0	1178.7
50°	982.9	1008.2	1117.6	1096.6	938.7	1166.0	1580.7	2136.3	1930.1	1504.9	1283.9
52.5°	1271.3	1326.0	1344.9	1427.0	1351.3	1744.8	2212.1	2706.7	2679.4	2178.4	1694.3
55°	1633.3	1713.3	1797.5	2109.0	2153.2	2740.4	3087.7	3616.0	3944.3	3445.5	2599.4
57.5°	2024.8	2138.4	2111.1	2563.6	2633.1	3712.8	4032.7	5270.3	6148.0	5470.3	3807.5
60°	2403.6	2479.4	2325.8	2723.6	2856.2	4674.7	5144.0	6863.6	8019.1	7297.2	4689.4
62.5°	2637.3	2685.7	2433.1	2833.0	2988.8	5009.3	5773.4	7042.5	8223.3	7674.0	5167.2
65°	2635.2	2622.5	2334.2	2681.5	2660.4	4624.2	5579.7	5918.6	7345.6	7253.0	5228.2
67.5°	2532.0	2536.2	2233.2	2508.9	2422.6	4076.9	5169.3	5007.2	6457.4	6581.6	5085.1
70°	2433.1	2483.6	2195.3	2435.2	2395.2	3921.2	4990.4	4506.3	6040.7	6276.4	4933.6
72.5°	2294.2	2342.6	2071.1	2281.6	2296.3	3609.7	4685.2	3933.8	5327.2	5611.3	4422.1
75°	2292.1	2353.1	2098.4	2283.7	2306.8	3432.9	4723.1	3736.0	4899.9	5280.8	4127.4
77.5°	2161.6	2216.3	1980.6	2153.2	2218.4	3106.6	4506.3	3489.7	4426.3	4853.6	3742.3
80°	1736.4	1810.1	1616.5	1730.1	1765.9	2330.0	3613.9	2858.3	3601.2	4028.5	3058.2
82.5°	1187.1	1254.4	1126.0	1210.2	1256.5	1528.1	2498.4	2058.5	2447.8	2708.8	1915.3
85°	686.2	766.1	690.4	679.8	703.0	806.1	1344.9	1094.5	1138.7	1197.6	850.3
87.5°	431.5	444.1	406.2	408.3	412.5	442.0	612.5	488.3	538.8	610.4	515.7
90°	343.1	355.7	328.3	330.4	324.1	351.5	458.8	372.5	414.6	477.8	408.3
92.5°	296.8	305.2	286.2	290.5	286.2	307.3	383.1	307.3	341.0	391.5	334.7
95°	252.6	258.9	248.4	250.5	237.8	250.5	298.9	233.6	258.9	294.7	250.5
97.5°	202.1	208.4	202.1	202.1	189.4	195.7	229.4	181.0	197.8	221.0	189.4
100°	160.0	162.1	160.0	157.9	147.3	147.3	160.0	130.5	136.8	151.5	130.5
102.5°	122.1	124.2	122.1	120.0	107.3	101.0	101.0	84.2	88.4	92.6	82.1
105°	96.8	98.9	96.8	92.6	82.1	75.8	73.7	61.0	61.0	63.1	56.8
107.5°	80.0	80.0	80.0	75.8	69.5	61.0	54.7	44.2	44.2	46.3	44.2
110°	65.2	65.2	63.1	61.0	54.7	48.4	42.1	35.8	35.8	35.8	33.7

Classified

Cooper Lighting Solutions Photometric Lab
1121 Highway 74 South
Peachtree City, GA 30269

Scaled Data Report



REPORT NUMBER: P588407

CATALOG NUMBER: GAT-CA6-LED-120-740-U-33-5-6-X

CANDELA DISTRIBUTION (continued):

	0°	5°	15°	25°	35°	45°	55°	65°	70°	75°	85°
112.5°	54.7	54.7	52.6	50.5	44.2	37.9	33.7	29.5	29.5	29.5	27.4
115°	46.3	46.3	44.2	42.1	37.9	31.6	27.4	23.2	23.2	23.2	23.2
117.5°	40.0	40.0	37.9	35.8	31.6	27.4	23.2	18.9	18.9	18.9	18.9
120°	35.8	33.7	31.6	29.5	25.3	23.2	18.9	16.8	16.8	16.8	14.7
122.5°	0.0	0.0	0.0	0.0	0.0	0.0	0.0	0.0	0.0	0.0	0.0
125°	0.0	0.0	0.0	0.0	0.0	0.0	0.0	0.0	0.0	0.0	0.0
127.5°	0.0	0.0	0.0	0.0	0.0	0.0	0.0	0.0	0.0	0.0	0.0
130°	0.0	0.0	0.0	0.0	0.0	0.0	0.0	0.0	0.0	0.0	0.0
132.5°	0.0	0.0	0.0	0.0	0.0	0.0	0.0	0.0	0.0	0.0	0.0
135°	0.0	0.0	0.0	0.0	0.0	0.0	0.0	0.0	0.0	0.0	0.0
137.5°	0.0	0.0	0.0	0.0	0.0	0.0	0.0	0.0	0.0	0.0	0.0
140°	0.0	0.0	0.0	0.0	0.0	0.0	0.0	0.0	0.0	0.0	0.0
142.5°	0.0	0.0	0.0	0.0	0.0	0.0	0.0	0.0	0.0	0.0	0.0
145°	0.0	0.0	0.0	0.0	0.0	0.0	0.0	0.0	0.0	0.0	0.0
147.5°	0.0	0.0	0.0	0.0	0.0	0.0	0.0	0.0	0.0	0.0	0.0
150°	0.0	0.0	0.0	0.0	0.0	0.0	0.0	0.0	0.0	0.0	0.0
152.5°	0.0	0.0	0.0	0.0	0.0	0.0	0.0	0.0	0.0	0.0	0.0
155°	0.0	0.0	0.0	0.0	0.0	0.0	0.0	0.0	0.0	0.0	0.0
157.5°	0.0	0.0	0.0	0.0	0.0	0.0	0.0	0.0	0.0	0.0	0.0
160°	0.0	0.0	0.0	0.0	0.0	0.0	0.0	0.0	0.0	0.0	0.0
162.5°	0.0	0.0	0.0	0.0	0.0	0.0	0.0	0.0	0.0	0.0	0.0
165°	0.0	0.0	0.0	0.0	0.0	0.0	0.0	0.0	0.0	0.0	0.0
167.5°	0.0	0.0	0.0	0.0	0.0	0.0	0.0	0.0	0.0	0.0	0.0
170°	0.0	0.0	0.0	0.0	0.0	0.0	0.0	0.0	0.0	0.0	0.0
172.5°	0.0	0.0	0.0	0.0	0.0	0.0	0.0	0.0	0.0	0.0	0.0
175°	0.0	0.0	0.0	0.0	0.0	0.0	0.0	0.0	0.0	0.0	0.0
177.5°	0.0	0.0	0.0	0.0	0.0	0.0	0.0	0.0	0.0	0.0	0.0
180°	0.0	0.0	0.0	0.0	0.0	0.0	0.0	0.0	0.0	0.0	0.0



REPORT NUMBER: P588407

CATALOG NUMBER: GAT-CA6-LED-120-740-U-33-5-6-X

CANDELA DISTRIBUTION (continued):

	90°	95°	105°	115°	125°	135°	145°	155°	165°	175°	180°
0°	130.5	130.5	130.5	130.5	130.5	130.5	130.5	130.5	130.5	130.5	130.5
2.5°	126.3	126.3	124.2	124.2	124.2	122.1	122.1	124.2	124.2	124.2	124.2
5°	134.7	132.6	128.4	124.2	122.1	120.0	117.9	117.9	122.1	122.1	122.1
7.5°	151.5	149.4	143.1	138.9	134.7	130.5	128.4	126.3	128.4	130.5	130.5
10°	168.4	166.3	157.9	151.5	149.4	145.2	143.1	141.0	143.1	143.1	143.1
12.5°	185.2	181.0	174.7	166.3	162.1	160.0	157.9	155.8	155.8	155.8	155.8
15°	200.0	193.6	187.3	181.0	176.8	172.6	170.5	168.4	170.5	172.6	172.6
17.5°	223.1	216.8	202.1	191.5	189.4	185.2	183.1	183.1	185.2	187.3	187.3
20°	248.4	235.7	218.9	208.4	206.3	200.0	197.8	197.8	200.0	202.1	202.1
22.5°	269.4	261.0	235.7	221.0	218.9	216.8	218.9	218.9	221.0	223.1	223.1
25°	343.1	309.4	273.6	263.1	261.0	256.8	252.6	250.5	252.6	258.9	261.0
27.5°	463.0	402.0	334.7	311.5	311.5	315.7	324.1	328.3	319.9	315.7	317.8
30°	543.0	460.9	364.1	343.1	347.3	368.3	387.3	399.9	391.5	385.2	387.3
32.5°	522.0	446.2	376.8	372.5	385.2	402.0	412.5	418.8	435.7	442.0	450.4
35°	475.7	418.8	381.0	397.8	406.2	406.2	406.2	406.2	437.8	467.3	475.7
37.5°	580.9	484.1	452.5	458.8	452.5	446.2	452.5	469.4	496.7	519.9	526.2
40°	681.9	559.9	507.2	503.0	500.9	522.0	559.9	589.3	597.8	576.7	580.9
42.5°	793.5	633.5	566.2	572.5	589.3	623.0	665.1	665.1	665.1	646.2	652.5
45°	898.7	719.8	679.8	696.7	696.7	713.5	736.7	721.9	740.9	749.3	759.8
47.5°	1022.9	835.6	747.2	732.5	734.6	768.2	776.7	770.3	783.0	768.2	768.2
50°	1060.8	854.5	785.1	841.9	841.9	804.0	772.4	776.7	812.4	852.4	860.8
52.5°	1349.2	1058.7	995.6	1054.5	1079.7	1014.5	1014.5	1022.9	1031.3	1060.8	1069.2
55°	2018.5	1509.1	1319.7	1456.5	1475.4	1515.4	1624.9	1608.0	1511.2	1462.8	1458.6
57.5°	3018.2	2239.5	1643.8	1837.5	1959.5	2123.7	2205.8	2157.4	2026.9	1982.7	1934.3
60°	3858.0	3066.6	2130.0	2466.8	2649.9	2677.3	2647.8	2652.0	2553.1	2584.6	2572.0
62.5°	4169.5	3763.3	2738.3	2942.5	2969.8	2885.6	2963.5	3142.4	2982.4	2887.7	2873.0
65°	4262.1	4022.2	2908.8	2776.2	2750.9	2736.2	3043.5	3342.4	2984.6	2763.6	2761.4
67.5°	4169.5	3757.0	2692.0	2473.1	2532.0	2652.0	3051.9	3163.5	2826.7	2582.5	2565.7
70°	4049.6	3329.7	2422.6	2233.2	2370.0	2544.7	2799.3	2755.1	2622.5	2405.7	2395.2
72.5°	3613.9	2885.6	2250.0	2092.1	2247.9	2298.4	2424.7	2405.7	2443.6	2306.8	2300.5
75°	3235.0	2649.9	2146.9	1961.6	2037.4	2029.0	2130.0	2153.2	2260.5	2201.6	2178.4
77.5°	2790.9	2304.7	1892.2	1677.5	1707.0	1704.9	1753.3	1768.0	1843.8	1848.0	1822.7
80°	2184.7	1805.9	1477.5	1262.9	1267.1	1229.2	1235.5	1233.4	1248.1	1265.0	1241.8
82.5°	1254.4	1008.2	837.7	700.9	671.4	620.9	610.4	614.6	608.3	604.1	604.1
85°	614.6	477.8	439.9	393.6	376.8	364.1	370.4	383.1	389.4	376.8	370.4
87.5°	414.6	357.8	341.0	322.0	313.6	301.0	309.4	319.9	328.3	317.8	315.7
90°	328.3	284.1	279.9	275.7	269.4	258.9	267.3	279.9	286.2	277.8	273.6
92.5°	265.2	229.4	229.4	227.3	221.0	212.6	223.1	233.6	239.9	233.6	231.5
95°	204.2	176.8	183.1	178.9	172.6	170.5	176.8	185.2	189.4	185.2	185.2
97.5°	157.9	138.9	145.2	143.1	134.7	132.6	136.8	143.1	147.3	143.1	141.0
100°	107.3	98.9	107.3	107.3	98.9	94.7	98.9	105.2	107.3	107.3	105.2
102.5°	71.6	67.4	77.9	80.0	75.8	71.6	73.7	77.9	80.0	80.0	80.0
105°	50.5	50.5	61.0	63.1	58.9	54.7	58.9	61.0	61.0	61.0	61.0
107.5°	40.0	42.1	48.4	52.6	48.4	44.2	46.3	48.4	48.4	48.4	50.5
110°	33.7	33.7	40.0	44.2	40.0	37.9	37.9	37.9	37.9	40.0	44.2

Classified

Cooper Lighting Solutions Photometric Lab
1121 Highway 74 South
Peachtree City, GA 30269

Scaled Data Report



REPORT NUMBER: P588407

CATALOG NUMBER: GAT-CA6-LED-120-740-U-33-5-6-X

CANDELA DISTRIBUTION (continued):

	90°	95°	105°	115°	125°	135°	145°	155°	165°	175°	180°
112.5°	27.4	29.5	33.7	35.8	33.7	31.6	31.6	31.6	31.6	33.7	40.0
115°	23.2	25.3	29.5	29.5	27.4	27.4	27.4	25.3	25.3	27.4	37.9
117.5°	18.9	21.0	23.2	23.2	23.2	21.0	21.0	21.0	21.0	25.3	40.0
120°	16.8	16.8	18.9	18.9	16.8	16.8	16.8	16.8	14.7	21.0	31.6
122.5°	0.0	0.0	0.0	0.0	0.0	0.0	0.0	0.0	0.0	0.0	0.0
125°	0.0	0.0	0.0	0.0	0.0	0.0	0.0	0.0	0.0	0.0	0.0
127.5°	0.0	0.0	0.0	0.0	0.0	0.0	0.0	0.0	0.0	0.0	0.0
130°	0.0	0.0	0.0	0.0	0.0	0.0	0.0	0.0	0.0	0.0	0.0
132.5°	0.0	0.0	0.0	0.0	0.0	0.0	0.0	0.0	0.0	0.0	0.0
135°	0.0	0.0	0.0	0.0	0.0	0.0	0.0	0.0	0.0	0.0	0.0
137.5°	0.0	0.0	0.0	0.0	0.0	0.0	0.0	0.0	0.0	0.0	0.0
140°	0.0	0.0	0.0	0.0	0.0	0.0	0.0	0.0	0.0	0.0	0.0
142.5°	0.0	0.0	0.0	0.0	0.0	0.0	0.0	0.0	0.0	0.0	0.0
145°	0.0	0.0	0.0	0.0	0.0	0.0	0.0	0.0	0.0	0.0	0.0
147.5°	0.0	0.0	0.0	0.0	0.0	0.0	0.0	0.0	0.0	0.0	0.0
150°	0.0	0.0	0.0	0.0	0.0	0.0	0.0	0.0	0.0	0.0	0.0
152.5°	0.0	0.0	0.0	0.0	0.0	0.0	0.0	0.0	0.0	0.0	0.0
155°	0.0	0.0	0.0	0.0	0.0	0.0	0.0	0.0	0.0	0.0	0.0
157.5°	0.0	0.0	0.0	0.0	0.0	0.0	0.0	0.0	0.0	0.0	0.0
160°	0.0	0.0	0.0	0.0	0.0	0.0	0.0	0.0	0.0	0.0	0.0
162.5°	0.0	0.0	0.0	0.0	0.0	0.0	0.0	0.0	0.0	0.0	0.0
165°	0.0	0.0	0.0	0.0	0.0	0.0	0.0	0.0	0.0	0.0	0.0
167.5°	0.0	0.0	0.0	0.0	0.0	0.0	0.0	0.0	0.0	0.0	0.0
170°	0.0	0.0	0.0	0.0	0.0	0.0	0.0	0.0	0.0	0.0	0.0
172.5°	0.0	0.0	0.0	0.0	0.0	0.0	0.0	0.0	0.0	0.0	0.0
175°	0.0	0.0	0.0	0.0	0.0	0.0	0.0	0.0	0.0	0.0	0.0
177.5°	0.0	0.0	0.0	0.0	0.0	0.0	0.0	0.0	0.0	0.0	0.0
180°	0.0	0.0	0.0	0.0	0.0	0.0	0.0	0.0	0.0	0.0	0.0

(END OF REPORT)